


Performance Record Book



JK BREEDERS

JK LOHMANN LAYER....Success Together



JK LOHMANN LAYER

WWW.JKGROUPS.IN

ABOUT COMPANY

JK GROUP was established by Mr. Jasmer Kharb in 1989, with a small farming of 500 broiler chicken. Today, the JK group is one of the large poultry producers in India. Through an unwavering commitment towards quality, excellence and strategic integration, we have built a diverse portfolio of operations that include Layer parent stock, Broiler parent stock, Hatcheries, Broiler contract farming, Feed production and Poultry equipment production.

JK GROUP has a philosophy of delivering quality, that is ingrained across our processes and operations. We have always strived to be a quality leader in India's poultry sector and it is this quest that helps us stand apart.

When we talk about progress, we do not mean it just for JK group, but also for the farming and business community at large. We command respect in the market today because our products have ensured higher profits for everyone involved. Going forward as well, our growth plans will be charted keeping in mind the profitability that we can facilitate and not just the profitability that we may receive.

WARRANTY DISCLAIMER

The information provided in this guide is based on various actual flock results obtained under good environmental and management conditions. It is presented as a service to our customers and may be used as guide only. It does not constitute a guarantee or warranty of performance in any way.







The data contained in this guide should therefore be regarded not as a specification of standards but as performance objectives. All the programmes outlined in this text are supplied as recommendations only and should be modified to match specific circumstances according to the situation.

Our technical staff are of course available to assist you in determining the proper programme for your poultry operation. In case of any queries, you may get in touch with our technical staff.



JK LOHMANN LSL-ULTRA LITE

PERFORMANCE DATA

Egg Production 	Age at 50 % production	140 – 145 days
	Peak production	95 – 97 %
	Eggs per Hen Housed	
	in 72 weeks of age	335
	in 80 weeks of age	381
	in 100 weeks of age	482
	Egg Mass per Hen Housed	
in 72 weeks of age	19.86 kg	
in 80 weeks of age	22.69 kg	
in 100 weeks of age	28.94 kg	
Average Egg Weight		
in 72 weeks of age	59.33 g	
in 80 weeks of age	59.61 g	
in 100 weeks of age	60.08 g	
Egg Characteristics 	Shell colour	attractive white
	Shell breaking strength	> 40 Newton
Feed Conversion Ratio 	1.9 – 2.1 kg / kg egg mass	
Feed Consumption 	Average laying feed intake	104-108g/day
	Upto 72 weeks	40 kgs
	Upto 80 weeks	46 kgs
	Upto 100 weeks	62.5kgs
Body Weight 	at 17 weeks	1.23 kg
	at the end of production	1.66 kg
Liveability 	Rearing	98 – 99 %
	Laying period (72 weeks)	95 – 96 %
	Laying period (100 weeks)	91 – 92 %

MANAGEMENT GUIDELINES

CLEANING, DISINFECTION AND BIOSECURITY

Cleaning and Biosecurity plays a vital role in the management of poultry to prevent, various poultry diseases. To secure your farm against various infections, important measures are suggested as:

- Visit the farm after taking bath. keep separate clothes and slippers for farm visit.
- Farmers should avoid visiting other farms unnecessarily.
- If you visit any other farm / egg or chicken market, please change your footwear and clothing, take bath before entering farm.
- Keep separate workers for brooding and growing sheds.
- Before entering the shed, workers should wash their hands and feet with a suitable disinfectant.
- Provide separate clothes and slippers to farm labours.
- Ensure that vaccinators have not visited any farm before allowing entry to your farm.
- Provide disinfectant foot bath at gate of the farm and at the entry of each shed.
- Disinfectant spray must be carried out weekly twice both inside the shed and outside shed.
- Avoid entry of visitors at farm.
- Permit only essential workers and vehicles to enter the farm.
- Do not borrow equipment's or vehicles to or from other farm.
- Vehicles carrying the ready birds to market or cull bird van should never enter the farm.
- Do not use old curtains and if at all used, only after washing, sun drying and disinfecting.
- Feed should not be transferred from high mortality or complaints farms to normal farms
- Dispose off dead bird by burning or by deep burial as soon as possible.
- Used litter should be disposed off away from the farm premises.
- Do not allow stray dogs, vultures and other stray/wild bird in to the farm.
- Rodents must be kept under control.
- Always keep the water tank closed.
- In case of abnormal mortality, intimate immediately doctors for diagnosis and early treatment.

ALL IN ALL OUT SYSTEM IS STRONGLY RECOMMENDED FOR BETTER EXPRESSION OF THE GENETIC POTENTIAL OF BIRDS.

CLEANING, DISINFECTION IN BETWEEN TWO FLOCKS

- After completion of the cycle, all the sheds should be depopulated at the earliest
- Remove all organic materials e.g., manure, liters, feathers, dust etc. After spraying 10% Formalin, litter should be disposed off away from farm premises in deep pits in closed containers like gunny bags or plastic bags.
- Remove all waterers, feeders, and curtains, Clean and wash them thoroughly with jet of water and then washing soda solution. Afterwards dip them in virucidal disinfectant in prescribed dilution and contact time. Sun dry for two days.
- Clean fans, bulbs, tubs, wire nets and water tank. Drain all water from pipe line and fill the whole watering system with 5-10% solution of descaling & keep it for overnight. Flush the system with plain water.

HEAT TREATMENT:

Burn flooring, side-wire mesh with flame gun to reduce problems of coccidiosis and other infections

CHEMICAL TREATMENT:

In case of Concrete floors, it should be soaked with solution of Caustic Soda Flakes (PH above 12) for 24 hours and then wash with plain water

DOSE:

Caustic Soda Flakes : 12gm per lit of water or 1.2kg per 1000 SFT

Washing Soda : 60gm per lit of water or 6kg per 1000 SFT

Rewash flooring by spraying any good disinfectant like Quaternary Ammonium Compound or iodophor compound

In case of ticks, mites, beetles shed may be sprayed with malathion, ektomin or cythion @ 8-15ml per lit (or as per recommended dose) of water.

White wash the shed with lime slurry with 1% Kerosene, 0.5% Formalin, 0.5% Copper sulphate.

In Case of previous history of any viral infection or high mortality, disinfectant can also be added @ recommended dose.

FUMIGATION

Before actual fumigation, refix all washed and disinfected curtains. Dose for 100 .ft³.

KMNO₄ / Bleaching Powder 20/40 gms

Formalin 40 ml

Keep the shed closed (airtight) after fumigation for 24 hrs. and unfold the curtains. For effective fumigation, temp of shed should be between 21-220 Celsius and humidity should be maximum.

HOUSING OF CHICKS

General Recommendations:

- Before bringing chicks, check that everything is in good working order.
- Warm up house at 95°F before arrival of chicks. (Depending Upon Season)
- When right temperature achieved, supply minimum ventilation.
- Maintain recommended temperature i.e., 95°F during first one week and reduced by 5°F every week for 3 weeks.
- Relative humidity should be at least 60%.
- Right height of drinkers must be adjusted to allow the chicks to find water.
- For first 24 hours, electrolyte powder and anti-stress medicines should be mixed in water.
- Keep drinking water temperature between 24°-26°C by temporary flushing the nipple line.
- Follow the lighting program provided in this record book.

Cage Brooding System:

- Adjust cage floors and feeding grids
- Place paper sheets on cage floor and distribute bit of feed on this paper.
- Paper must be removed by day 7.
- Unload all the chicks boxes and distribute them in house.
- Quickly distribute chicks evenly among the cages starting at the far end of the house
- Trigger nipples/water cups to encourage chicks to drink water.

Floor or Deep Litter Brooding:

- For 200-250 chicks, brooder ring of 6 feet diameter should be used.
- The height of brooder guard should be 18 inches with length of 20 feet.
- Electric bulbs/electric thermo-coils/gas brooders/coal brooding can be used as a heating arrangement.
- Uniform temperature through out the house will reduce the percentage of dehydration of chicks.
- Before arrival of chicks, Bedding Material should be spread.
- After arrival of chicks, place under brooders as soon as possible.
- Dip the beaks of few chicks into the water and trigger the nipples to help them start drinking.
- Provide sufficient feeders to ensure better feed intake in first few days.
- Chicks should be fully feathered before brooding equipment's has to be removed.



BROODING TEMPERATURE

- Chicks cannot regulate their own body temperature until they are around till 2nd week.
- Pre-Heating the house is vital as floor temperature at chick placement is an important as air temperature.
- Stabilize temperature and relative humidity for at least 24 hrs prior to chick arrival.
- Ventilation should be provide by creating small window or air exchange to eliminations of accumulated CO₂ gas generated through gas brooder.
- First week of brooding, temperature should be 95°F.
- In second week maintain brooder temperature of 85°F followed by 80 in subsequent week.
- Humidity is crucial factor for chick comfort. Lower Rh result in dehydration of chicks.
- During first few week maintain Rh 60-70% if possible.
- Ventilation is very important factor for health of bird.

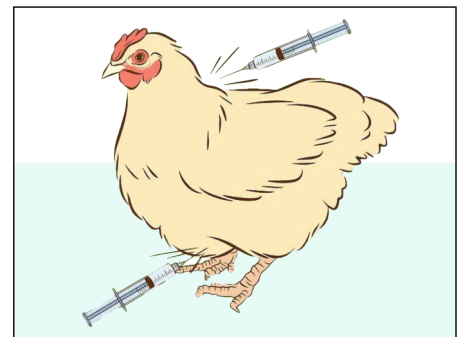

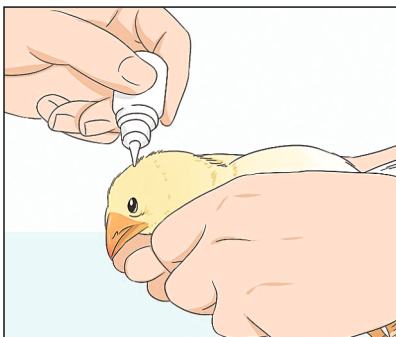
VACCINATIONS

Vaccination program is decided by regional epidemic situations, farm history of disease etc.

- Only healthy flocks should be vaccinated.
- Keep records of all the vaccinations and vaccine serial numbers (Batch Numbers).

Methods of Vaccinations

- Individual Vaccinations: Vaccine administered through injections and eye drop.
- Drinking Water Vaccinations: Water used for preparing the vaccine solution must not contain any disinfectant, sanitizers, antibiotics etc.



VACCINATION SCHEDULE (COMMERCIAL LAYER)

Sr. No.	Age	Vaccine	Dose	Route
1.	Days 0	MD (HVT+SB1)	Done at Hatchery	
2.	Days 1	IB+F1	One Drop	I/O
3.	Days 2	MD (HVT+SB1)	0.2 ml	S/C
4.	Days 6	NDK+ IBDK	0.2 ml	S/C
5.	Days 13	IBD Plus	One Drop	Oral
6.	Days 23	IBD Std	One Drop	Oral
7.	Days 28	IB + Lasota	X 1.25	D/W
8.	Days 35	NDK	0.5 ml	S/C
9.	Days 40	PIGEON POX	0.2 ml	WW/WM
10.	Days 70	LASOTA + IB Live	X 1.25	D/W
11.	Days 75	R2B	0.5 ml	I/M
12.	Days 85	FOWL POX	0.2 ml	WW/WM
13.	Days 90	IB LIVE	X 1.25	D/W
14.	Days 115	LASOTA	X 1.25	D/W
15.	Days 120	NDK + IBK	0.5 ml	S/C
16.				
17.				
18.				

High egg production is achieved by good body weight and uniformity at the point of lay.

- * Debeaking to be done at the age of 9-10 days.
- * Repeat beak trimming can be performed at age of 80-90 days if required.
- * Deworming with Levamisol-30% @ 50gm/1000 birds at 60 days of age.
- * Ensure atleast 650gm of body weight per bird before R₂B vaccination.
- * Lasote vaccination to be done regularly on every 6-8 weeks, after 30 week of age.
- * For any change in vaccination program as per disease history and regional epidemic, please consult our veterinarian servicing your farm.


Your Key to right vaccination:



Right Dose



Right Route



Right Age

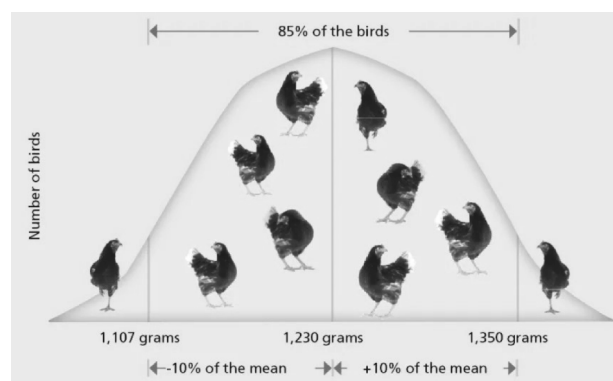


PHYSIOLOGICAL GROWTH AND DEVELOPMENT OF LAYER

Age in Week	Organ Development During Different Stages of Growth
0 to 4	Uniform growth of body tissue, internal organs, immune system, feathers, skeleton and development of appetite
4 to 10	Growth of appropriate body weight for age and maintaining uniformity
10 to 15	Transition from growth towards reproductive phase
15 to Point of Lay	Bringing birds into sexual maturity

FLOCK UNIFORMITY

Uniformity is a measure of variability in bird size within a flock. A random sample of about 5% birds from total population should be weighed and recorded individually. The percent of birds falls between 10% of either side of average weight is called uniformity percentage.



FACTORS AFFECTING BODY WEIGHT AND UNIFORMITY

1. Feed and Nutrition

- High inclusion of unconventional feed raw materials, Presence of toxin.
- Presence of anti-nutritional factors, Low level of quality protein and energy, Nutrient imbalance.
- High fiber content.
- Feed texture and particle size.

2. Brooding and Management

- High temperature and variable humidity.
- Inadequate light and intensity.
- High stocking density.
- Inadequate feeder and water space.
- Poor ventilation and air quality.

3. Beak Treatment

- Too high or too low temperature of blade and its sharpness.
- Wrong selection of hole size (in case of automatic debeaker machine).
- Person's inexperience.

4. Vaccination

- Inconvenient time of vaccination, Unsuitable size and length of needle, Wrong injection site.

5. Disease and Parasitic Infestation

- Chronic Respiratory Disease.
- Infectious Coryza.
- Mareks Disease.
- Infectious Bursal Disease.
- Internal and External parasites.

6. Bird Space

- Inadequate feeder, water and floor spaces during all stages of the growth

Recommended space and water nipples in cage system:-

Stage	Recommended Space (in Sq. inch)	Age	Recommended Birds/Nipple
Chick	40	Up to 7 Week	10-12
Grower	60	8-14 Week	6-8
Layer	65	15 Week & <	4-6

7. Climate and Ventilation

- Too high or too low temperature, Too high or too low humidity, Poor Ventilation.

IMPACT OF LOW BODY WEIGHT & UNIFORMITY ON PERFORMANCE

- Loss of appetite and low feed intake
- Delayed maturity
- Uneven egg size
- Delay in reaching 50% production
- Low peak and post peak production
- Low HD and HHE
- Low immunity
- Susceptible to diseases
- High Unproductive culls
- Higher depletion
- High medication cost



BODY WEIGHT DEVELOPMENT

Try to achieve 4th week body weight as high as possible. When the body weight is on or above the standard, then try to obtain the same growth per week as in the given standard upto 14th weeks of age. When body weight on 4th week of age is below the standard, then it is important to achieve standard body weight as quick as possible.

AFTER 10TH WEEK, Don't try to achieve body weight by providing additional oil it will increase fat. It is recommended to provide required fiber in feed which will help to increase gut length and crop capacity of birds.

AFTER 15TH WEEK, Body weight development is critical for good production. Avoid unnecessary stress during this time. House birds before 15th week. Start Pre-lay feed 10 days before production starts (which is determined by average body wt.). The Change to the peaking diet is depending on the production level and not on age of the bird.

HOW TO IMPROVE 4 WEEKS BODY WEIGHT

- Brooding temperature.
- Water temperature 24 degree C to 26 degree C.
- Proper space, temperature, ventilation.
- Balanced feed and clean/sanitized water.
- Proper height of feeders and drinkers/nipples.
- Opt for good quality Crumble feed to attain standard body weights.
- Light intensity.
- Disease prevention programs - Mycoplasma prevention programme maintain bio security,...etc.
- Start body weight monitoring from 3rd week onwards on weekly basis.

GOALS OF BROODING AND REARING

The period of age 0-16 weeks is most critical period of layer birds life. Goals of this period are -

- Flock uniformity should be 85% & above.
- Avg. Body wt at 17th week: 1200 gm.
- Production should peak at 25 Week.



LIGHTING

Lighting programme controls onset of lay and also affects the performance

LIGHTING PROGRAMME FOR CHICKS

Intermittent Lighting Programme:

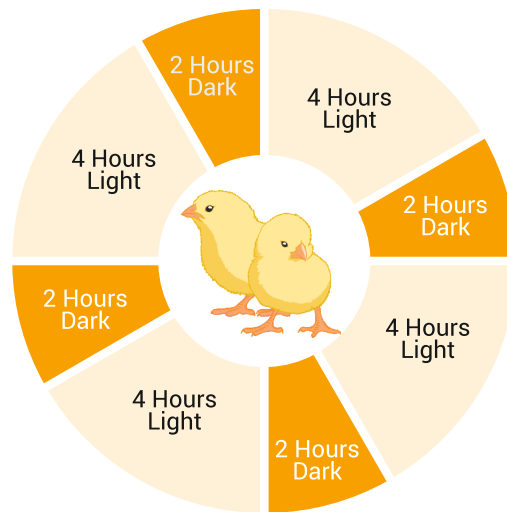
In a practice, It can be observed that after arrival and housing, some chicks continue to sleep whereas other start to look for feed and water.

Aim of the intermittent lighting programme is to synchronize the chicks activities. Due to this, birds are encouraged by the groups behavior to search for water and feed.

This lighting programme can be used upto first 7-10 days, after arrival of chicks. Then switch back to the regular step down lighting programme.

Lighting Programme After Arrival As

4 Hours Light
2 Hours Darkness
4 Hours Light
2 Hours Darkness
4 Hours Light
2 Hours Darkness
4 Hours Light
2 Hours Darkness



Advantages of This Programme Are As

- Chicks will rest/sleep at same time. (Behavior of chicks will be synchronized)
- Weak chicks will be stimulated by stronger ones to move as well as to eat and drink
- For the proper growth of the chicks, JK Group recommends the lighting programme as-

LIGHTING PROGRAMME

Age (Weeks)	Hours of Light (Standard)	Light Intensity (Lux)	Remarks
Day 1-2	24	20 - 40	Also may run intermittent Lighting Programme
Day 3-6	22	20 - 30	Reduce gradually to 16 hrs by the age of 6 weeks
2 nd Week	20	10 to 20	
3 rd Week	20	10 to 20	
4 th Week	20	4 to 6	
5 th Week	18	4 to 6	
6 th Week	16	4 to 6	
7 th Week	14	4 to 6	
8 th to 17 th Week	12	4 to 6	12 Hours or Natural Day Light
18 th Week	12	5 to 6	Light stimulation depends on body weight and season

Light Stimulation

When flock reaches target body weight of 1250 gms, increase artificial/day length at least one hour at 18 week. Increase day length by 30 minutes per week until 16 hours of total daylength is reached.

Note:

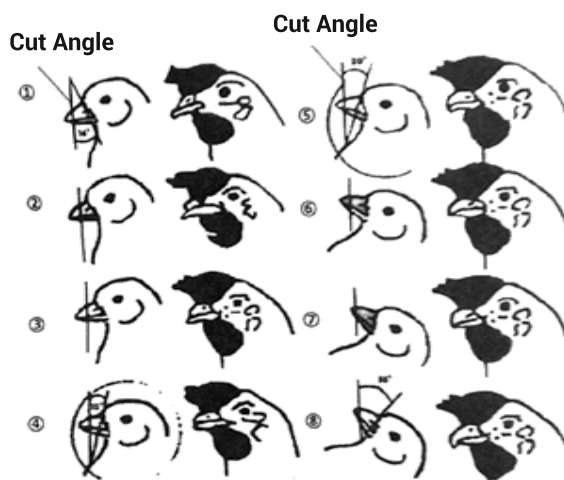
- Never increase day length for growing pullets, Never decrease day length for laying hens.
- Always keep in mind-Natural day light can influence lighting programme in open houses.
- Clean tubes/CFL at regular interval.

WATER

- Clean water is equally important for top performance.
- Drinking water temperature should be 25-30°C.
- If birds don't take enough water for any reason, feed intake also reduces.
- Water to feed ratio in comfort temperature is around 2:1. This increases 3 to 5:1 at high ambient temperature.
- During exposure to high temperature, birds consume less feed, but more water in an effort to cool down their body.
- Excessive salt levels in drinking water can cause damage to egg shell quality.
- Hard water with high TDS (Total Dissolved Salts) Levels may cause Kidney damage.
- Regular water sanitization is important to get optimum productivity. water sanitization should be avoided during live vaccination.

BEAK TRIMMING

- Birds should be beak trimmed to ensure low mortality, better feed conversion and avoid pecking and cannibalism.
- It is good to cut the beak of birds at age of 7-10 days.
- Beak is removed 2mm beyond the nostril with least stress to the chicks and properly cauterized.
- In few areas, double beak treatment is also practiced at the age of 8-10 weeks



While Beak Treatment

- Withdraw feed from feeders - 12 hours prior to beak trimming.
- Give Vitamin-K in water two days before and after trim.
- Use of analgesic (Paracetamol) is recommended for 2-3 days.
- Dipping beak in ice cold water immediately after beak treatment also helps.
- After beak trimming, excess feed level should be maintained in feeders to avoid the nose touching to bottom of feeders.



NUTRITION'S

To get the best out of the genetic performance potential of JK LOHMANN LSL Ultra Lite feeding them good structured feed with balanced nutritive value is a must.

Our feeding recommendations concentrate on the essential nutrients and are designed to cover the requirements for the best performance in every stage of developments.

RECOMMENDED NUTRIENT DENSITY FOR LOHMANN LSL ULTRA LITE

Sr. No.	Nutrients		Chick	Grower	Developer	Pre-Layer	Phase I	Phase II	Phase III
			0-5 Weeks	6-9 Weeks	10-16 Weeks	1100gm Bwt-<2%HD	>90% HD	80%-90% HD	<80% HD
1	Crude Protein	%	20.5	18	16	17.5	17.5	16	15.5
2	Met. Energy	Kcal/Kg	2900	2750	2650	2700	2650	2650	2600
3	Crude Fibre	%	2.5-3.5	3-4	4-6	4-6	4-5	4-5.5	4-5.5
4	Dig. Lysine	%	0.9	0.85	0.65	0.7	0.75	0.7	0.65
5	Dig. Methionine	%	0.45	0.4	0.3	0.35	0.36	0.35	0.32
6	Dig. M+C	%	0.8	0.76	0.54	0.63	0.67	0.6	0.55
7	Ly: M+C	%	0.9	0.9	0.9	0.9	0.9	0.85	0.85
8	Ly: Threonine	%	66	70	70	70	70	70	70
9	Ly: Tryptophan	%	19	21	24	21	22	22	22
10	Calcium	%	1	1	0.9	2	3.9	4.25	4.3
11	T. Phosphorus	%	0.7	0.7	0.6	0.6	0.55	0.55	0.55
12	Av. Phosphorus	%	0.5	0.45	0.38	0.4	0.4	0.38	0.35
13	Sodium	%	0.18	0.18	0.18	0.18	0.18	0.18	0.18
14	Chloride	%	0.2	0.2	0.19	0.18	0.18	0.18	0.18
15	Potassium	%	0.75	0.75	0.72	0.72	0.75	0.72	0.72
16	Linoleic Acid	%	2	1.5	1	1	2	1.5	1.2

IN WINTER : 50Kcal should increased in Pre-layer and Layer phase.

IN SUMMER : RB Oil or Soya Oil @1% may be included in feed formulation

: Vitamin and Trace Mineral level should be increased by 25%

: Sodium Bi Carbonate and Vitamin C should be included as per recommended doses.



FEEDING RECOMMENDATION FOR LAYING PERIOD ACCORDING TO FEED INTAKE

Feed Intake GM/Day/Bird	Layer Phase 1 (>90% HD)				Layer Phase 2 (80%-90% HD)				Layer Phase 3 (<80% HD)			
	95	100	105	110	95	100	105	110	95	100	105	110
Crude Protein %	18.42	17.5	16.67	15.91	16.84	16	15.24	14.55	16.32	15.5	14.76	14.09
Met. Energy Kcal/Kg	2789	2650	2524	2409	2789	2650	2524	2409	2737	2600	2476	2364
Dig. Lysine %	0.79	0.75	0.71	0.68	0.74	0.7	0.67	0.64	0.68	0.65	0.62	0.59
Dig. Methionine %	0.38	0.36	0.34	0.33	0.37	0.35	0.33	0.32	0.34	0.32	0.30	0.29
Dig. M+C %	0.71	0.67	0.64	0.61	0.63	0.6	0.57	0.55	0.58	0.55	0.52	0.50
Ly: M+C %	0.95	0.9	0.86	0.82	0.89	0.85	0.81	0.77	0.89	0.85	0.81	0.77
Ly: Threonine %	73.68	70	66.67	63.64	73.68	70	66.67	63.64	73.68	70	66.67	63.64
Ly: Tryptophan %	23.16	22	20.95	20.00	23.16	22	20.95	20.00	23.16	22	20.95	20.00
Calcium %	4.11	3.9	3.71	3.55	4.47	4.25	4.05	3.86	4.53	4.3	4.10	3.91
T. Phosphorus %	0.58	0.55	0.52	0.50	0.58	0.55	0.52	0.50	0.58	0.55	0.52	0.50
Av. Phosphorus %	0.42	0.4	0.38	0.36	0.40	0.38	0.36	0.35	0.37	0.35	0.33	0.32
Sodium %	0.19	0.18	0.17	0.16	0.19	0.18	0.17	0.16	0.19	0.18	0.17	0.16
Chloride %	0.19	0.18	0.17	0.16	0.19	0.18	0.17	0.16	0.19	0.18	0.17	0.16
Potassium %	0.79	0.75	0.71	0.68	0.76	0.72	0.69	0.65	0.76	0.72	0.69	0.65
Linoleic Acid %	2.11	2	1.90	1.82	1.58	1.5	1.43	1.36	1.26	1.2	1.14	1.09

* Energy levels in feeds can be modified according to different climatic conditions.

* During summer, oil can incorporate into feed at the level of 1% - 1.5% to reduce the heat increment of birds.



RECOMMENDED MICRO-NUTRIENT SPECIFICATION

Vitamins Level Per Kg of Feed

Sr. No.	Supplements		Starter Grower	Developer	Pre-Layer
1.	Vitamin A(Retinol)	IU	12500	12500	10000
2.	Vitamin D3 (Cholecalciferol)	IU	2500	2500	2500
3.	Vitamin E (Tocopherol)	mg	50	50	40
4.	Vitamin K (Phylloquinone)	mg	4	4	3
5.	Vitamin B1 (Thiamine)	mg	3.68	3.68	2.45
6.	Vitamin B2 (Riboflavin)	mg	8	8	5
7.	Vitamin B3 (Niacin/Nicotinic Acid)	mg	30.3	30.3	30.3
8.	Vitamin B5 (Pantothenic Acid)	mg	10	10	10
9.	Vitamin B6 (Pyridoxine)	mg	3	3	3
10.	Vitamin B7 (Biotin/Vitamin H)	mcg	50	50	25
11.	Vitamin B9(Folic Acid)	mg	1	1	1
12.	Vitamin B12 (Cyanocobalamin)	mcg	15	15	15
13.	Vitamin C (Ascorbic Acid)	mg	50	50	---

Trace Minerals Per Kg of Feed

Sr. No.	Supplements		Starter Grower	Developer	Pre-Layer
1.	Manganese	mg	125	125	100
2.	Zinc	mg	100	100	100
3.	Iron	mg	25	25	25
4.	Copper	mg	15	15	15
5.	Cobalt	mg	0.15	0.15	0.15
6.	Iodine	mg	0.5	0.5	0.5
7.	Selenium	mg	0.7	0.7	0.7
8.	Molybdenum	mg	0.3	0.3	0.3



NUTRIENT COMPOSITION OF COMMONLY USED FEED INGREDIENT

Ingredient	M.E.	Protein	Fat	Fibre	Ca	Phosphorus %		Lysine	Methio- nine	Meth- Cystine
	Kcal/kg	%	%	%	%	Total	AV.	%	%	%
Maize	3300	8.8	3.9	2.5	0.04	0.28	0.08	0.21	0.15	0.35
Bajra	3000	10	3	5	0.04	0.35	0.1	0.22	0.26	0.45
Ragi	310	9	3	6.5	0.07		0.1	0.22	0.19	
Jowar	3200	9	4.6	2.3	0.08	0.28	0.1	0.17	0.15	0.32
Wheat	3100	12	2.5	3.5	0.05	0.31	0.12	0.31	0.15	0.37
Br. Rice	3250	9	1.2	0.54	0.08	0.26	0.09	0.24	0.18	0.23
Rice Polish	2100	12	13.9	18	0.06	1.31	0.14	0.35	0.16	0.45
DORB	1600	15	1	15	0.07	1.4	0.21	0.53	0.23	0.45
GNC	2400	40	7	8.9	0.13	0.56	0.29	0.5	0.4	1.05
DO GNC	2300	45	1	12	0.2	0.65	0.29	1.17	0.36	1.12
SOYA DOC	2400	45	1	6	0.3	0.65	0.24	2.61	0.51	1.34
Full Fat Soya	3800	37	18	5.5	0.25	0.58	0.24	2.25	0.53	1.07
SF DOC	2000	28	1	26	0.35	1	0.15	0.78	0.5	1.1
Rape Seed DOC	2000	36	1	9	0.7	1.09	0.26	1.42	0.55	1.21
Dry Fish 45%	2200	45	0	3.6	6.1	2	1.6	2.89	1.17	
Cotton Seed Cake	2300	30	7	20	0.2	0.9	0	1	0.4	0
Till Cake (Black)	2500	35	7	15	1.99	1.37	0.3	1	1.1	1.5
Till Cake (Red)	2000	28	7	25	1.5	1.1	0.25	0.8	0.9	1.3
Molasses	2100	3.1			0.77	0.1	0.04			
Shell Grit					36		0			
Stone Grit					36		0			
DCP					24		17			



FEED CONSUMPTION AND BODY WEIGHT TARGETS DURING GROWING PERIOD

Age (Weeks)	Body Weight (gram)		Feed Consumption (Gram)		Feed*
	Average	Range	Gm/Bird/Day	Cumulative	
1	65	63-67	10	70	Chick
2	120	116-124	17	189	
3	175	170-180	23	350	
4	245	238-252	29	553	
5	325	315-335	33	784	
6	410	395-422	37	1043	Grower
7	501	486-516	41	1330	
8	593	575-611	45	1645	
9	683	663-703	48	1981	
10	764	741-787	51	2338	Developer
11	838	813-863	54	2716	
12	910	883-937	57	3115	
13	978	949-1007	61	3542	
14	1044	1013-1075	64	3990	
15	1107	1074-1140	67	4459	
16	1168	1133-1203	71	4956	
17	1225	1188-1262	75	5481	Pre-Layer
18	1280	1242-1318	79	6034	
19	1332	1292-1372	83	6615	

Due to starvation before and during transport, weight losses of up to 15 % of body weight may occur.

*The basis of switching between diet types is the hen's body weight development. The correct time for switching the diet is determined not by age but by body weight. Chicks and pullets should therefore be weighed at regular intervals.



PERFORMANCE OBJECTIVES OF LOHMANN LSL ULTRA LITE

Age in Weeks	H.H. Cumulative	Rate of Lay %		Egg Weight		Body Weight Average (gm)
		H.H. Weekly	HD%	Weekly	Cumulative	
19	0.7	10.1	10.1	40.3	40.3	1332
20	3.3	37.1	37.1	42.7	42.2	1382
21	7.2	55.0	55.1	45.3	43.9	1429
22	12.2	72.0	72.1	47.7	45.5	1473
23	18.0	82.7	82.9	49.9	46.9	1511
24	24.2	88.8	89.1	51.8	48.1	1538
25	30.6	92.1	92.4	53.4	49.2	1558
26	37.2	93.7	94.1	54.6	50.2	1573
27	43.8	94.7	95.1	55.7	51.0	1583
28	50.5	95.3	95.7	56.6	51.8	1588
29	57.2	95.6	96.1	57.3	52.4	1591
30	63.9	95.8	96.3	57.8	53.0	1593
31	70.6	95.8	96.4	58.3	53.5	1595
32	77.3	95.9	96.6	58.7	53.9	1597
33	84.0	96.0	96.7	59.1	54.3	1599
34	90.8	96.0	96.8	59.4	54.7	1601
35	97.5	96.0	96.8	59.6	55.0	1603
36	104.2	95.9	96.8	59.8	55.4	1604
37	110.9	95.8	96.7	60.0	55.6	1605
38	117.6	95.7	96.6	60.1	55.9	1606
39	124.3	95.5	96.5	60.2	56.1	1607
40	131.0	95.4	96.5	60.4	56.3	1608
41	137.6	95.2	96.4	60.5	56.5	1609
42	144.3	95.0	96.3	60.5	56.7	1610
43	150.9	94.9	96.2	60.6	56.9	1611
44	157.5	94.7	96.0	60.7	57.1	1612
45	164.2	94.5	95.9	60.8	57.2	1613
46	170.8	94.3	95.8	60.9	57.3	1614
47	177.3	94.1	95.6	60.9	57.5	1615
48	183.9	93.8	95.5	61.0	57.6	1616
49	190.5	93.6	95.3	61.0	57.7	1617
50	197.0	93.4	95.2	61.1	57.8	1618



Age in Weeks	H.H. Cumulative	Rate of Lay %		Egg Weight		Body Weight Average (gm)
		H.H. Weekly	HD%	Weekly	Cumulative	
51	203.5	93.1	95.0	61.2	57.9	1619
52	210.0	92.9	94.8	61.2	58.0	1620
53	216.5	92.6	94.6	61.2	58.1	1621
54	223.0	92.3	94.4	61.3	58.2	1622
55	229.4	92.0	94.2	61.3	58.3	1623
56	235.8	91.7	93.9	61.4	58.4	1624
57	242.2	91.3	93.7	61.4	58.5	1625
58	248.6	91.0	93.4	61.4	58.6	1626
59	254.9	90.6	93.1	61.4	58.6	1627
60	261.2	90.2	92.8	61.5	58.7	1628
61	267.5	89.9	92.5	61.5	58.8	1629
62	273.8	89.5	92.2	61.5	58.8	1630
63	280.0	89.0	91.9	61.5	58.9	1631
64	286.2	88.6	91.6	61.6	58.9	1632
65	292.4	88.2	91.2	61.6	59.0	1633
66	298.5	87.7	90.9	61.6	59.0	1634
67	304.7	87.3	90.5	61.6	59.1	1635
68	310.7	86.8	90.1	61.6	59.1	1636
69	316.8	86.3	89.7	61.6	59.2	1637
70	322.8	85.8	89.3	61.6	59.2	1638
71	328.7	85.3	88.9	61.6	59.3	1639
72	334.7	84.8	88.4	61.6	59.3	1640
73	340.6	84.2	87.9	61.7	59.4	1641
74	346.1	83.6	87.4	61.7	59.4	1642
75	352.2	83.0	86.9	61.7	59.4	1643
76	358.0	82.4	86.4	61.7	59.5	1644
77	363.7	81.8	85.9	61.7	59.5	1645
78	369.4	81.2	85.3	61.7	59.5	1646
79	375.1	80.5	84.7	61.7	59.6	1647
80	380.6	79.9	84.2	61.7	59.6	1648
81	386.2	79.2	83.6	61.7	59.6	1649
82	391.7	78.5	83.0	61.7	59.7	1650
83	397.1	77.8	82.4	61.7	59.7	1651
84	402.5	77.1	81.8	61.7	59.7	1652

Age in Weeks	H.H. Cumulative	Rate of Lay %		Egg Weight		Body Weight Average (gm)
		H.H. Weekly	HD%	Weekly	Cumulative	
85	407.9	76.4	81.2	61.7	59.7	1653
86	413.2	75.7	80.5	61.7	59.8	1654
87	418.4	75.0	79.9	61.8	59.8	1655
88	423.6	74.3	79.2	61.8	59.8	1656
89	428.8	73.6	78.6	61.8	59.8	1657
90	433.9	72.8	77.9	61.8	59.9	1658
91	438.9	72.0	77.2	61.8	59.9	1659
92	443.9	71.2	76.5	61.9	59.9	1660
93	448.8	70.4	75.7	61.9	59.9	1661
94	453.7	69.6	75.0	61.9	60.0	1662
95	458.5	68.8	74.2	61.9	60.0	1663
96	463.3	67.9	73.4	61.9	60.0	1663
97	468.0	67.0	72.6	62.0	60.0	1663
98	472.6	66.1	71.7	62.1	60.0	1663
99	477.2	65.2	70.9	62.1	60.1	1663
100	481.7	64.3	70.0	62.1	60.1	1663



JK Feeds helps you to achieve optimum performance of your bird..



POWER UP YOUR LAYER PRODUCTION WITH JK FEEDS

Maintaining optimal growth in the early production period is key to high egg production in the laying period



For More Information Call Us: **839.8888.754**



Farm Name: Flock No.:

Date of Hatch: Shed No.:

No. of Chicks Received: Transit Mortality:

No. of Chicks Housed: Avg. Chicks Weight Received:

BROODING & GROWING (0-18 WEEKS)

Date	Age in Days	Depletion			Chicks in Hand	Feed in KG	Feed/Chick (Gms)	Remarks	
		Mort	Culls	Total					
	1								
	2								
	3								
	4								
	5								
	6								
	7								
Week 1	Actual							Avg. B.Wt. (gms)	65
	STD.					70			
	8								
	9								
	10								
	11								
	12								
	13								
	14								
Week 2	Actual							Avg. B.Wt. (gms)	120
	STD.					119			
	15								
	16								
	17								
	18								
	19								
	20								
	21								
Week 3	Actual							Avg. B.Wt. (gms)	175
	STD.					161			

BROODING & GROWING (0-18 WEEKS)

Date	Age in Days	Depletion			Chicks in Hand	Feed in KG	Feed/Chick (Gms)	Remarks	
		Mort	Culls	Total					
	22								
	23								
	24								
	25								
	26								
	27								
	28								
Week 4	Actual						203	Avg. B.Wt. (gms)	245
	STD.								
	29								
	30								
	31								
	32								
	33								
	34								
	35								
Week 5	Actual						231	Avg. B.Wt. (gms)	325
	STD.								
	36								
	37								
	38								
	39								
	40								
	41								
	42								
Week 6	Actual						259	Avg. B.Wt. (gms)	410
	STD.								
	43								
	44								
	45								
	46								
	47								
	48								
	49								
Week 7	Actual						287	Avg. B.Wt. (gms)	501
	STD.								

BROODING & GROWING (0-18 WEEKS)

Date	Age in Days	Depletion			Chicks in Hand	Feed in KG	Feed/Chick (Gms)	Remarks	
		Mort	Culls	Total					
	50								
	51								
	52								
	53								
	54								
	55								
	56								
Week 8	Actual						315	Avg. B.Wt. (gms)	593
	STD.								
	57								
	58								
	59								
	60								
	61								
	62								
	63								
Week 9	Actual						336	Avg. B.Wt. (gms)	683
	STD.								
	64								
	65								
	66								
	67								
	68								
	69								
	70								
Week 10	Actual						357	Avg. B.Wt. (gms)	764
	STD.								
	71								
	72								
	73								
	74								
	75								
	76								
	77								
Week 11	Actual						378	Avg. B.Wt. (gms)	838
	STD.								

BROODING & GROWING (0-18 WEEKS)


Date	Age in Days	Depletion			Chicks in Hand	Feed in KG	Feed/Chick (Gms)	Remarks	
		Mort	Culls	Total					
	78								
	79								
	80								
	81								
	82								
	83								
	84								
Week 12	Actual						399	Avg. B.Wt. (gms)	910
	STD.								
	85								
	86								
	87								
	88								
	89								
	90								
	91								
Week 13	Actual						427	Avg. B.Wt. (gms)	978
	STD.								
	92								
	93								
	94								
	95								
	96								
	97								
	98								
Week 14	Actual						448	Avg. B.Wt. (gms)	1044
	STD.								
	99								
	100								
	101								
	102								
	103								
	104								
	105								
Week 15	Actual						469	Avg. B.Wt. (gms)	1107
	STD.								

BROODING & GROWING (0-18 WEEKS)

Date	Age in Days	Depletion			Chicks in Hand	Feed in KG	Feed/Chick (Gms)	Remarks	
		Mort	Culls	Total					
	106								
	107								
	108								
	109								
	110								
	111								
	112								
Week 16	Actual							Avg. B.Wt. (gms)	
	STD.						497		1168
	113								
	114								
	115								
	116								
	117								
	118								
	119								
Week 17	Actual							Avg. B.Wt. (gms)	
	STD.						525		1225
	120								
	121								
	122								
	123								
	124								
	125								
	126								
Week 18	Actual							Avg. B.Wt. (gms)	
	STD.						553		1280

Brooding & Growing (0-18 Wks) Summary	Actual	Standard
Number of chicks depletion in (0-18 weeks)		
% of depletion		(4%)
Feed consumed in Kg (0-18 weeks)		(6 Kg)
Average body weight at 18 weeks		(1.28 Kg)
Number of pullets housed		

NOTES



JK GROUP



LAYING PERIOD (19-100 WEEKS)

Date	Age in Days	Depletion		Hens in Hand	Number of Eggs	Prod. %	Feed in KG	Feed/Bird (Gms)	Remarks				
		Mort	Culls										
	127												
	128												
	129												
	130												
	131												
	132												
	133												
Week 19	Actual								HH	WK		CUM	
	STD.					10.1					10.1		0.7
	134												
	135												
	136												
	137												
	138												
	139												
	140												
Week 20	Actual								HH	WK		CUM	
	STD.					37.1					37.1		3.3
	141												
	142												
	143												
	144												
	145												
	146												
	147												
Week 21	Actual								HH	WK		CUM	
	STD.					55.1					55.0		7.2
	148												
	149												
	150												
	151												
	152												
	153												
	154												
Week 22	Actual								HH	WK		CUM	
	STD.					72.1					72.0		12.2

LAYING PERIOD (19-100 WEEKS)

Date	Age in Days	Depletion		Hens in Hand	Number of Eggs	Prod. %	Feed in KG	Feed/Bird (Gms)	Remarks				
		Mort	Culls										
	155												
	156												
	157												
	158												
	159												
	160												
	161												
Week 23	Actual								HH	WK		CUM	
	STD.					82.9					82.7		18.0
	162												
	163												
	164												
	165												
	166												
	167												
	168												
Week 24	Actual								HH	WK		CUM	
	STD.					89.1					88.8		24.2
	169												
	170												
	171												
	172												
	173												
	174												
	175												
Week 25	Actual								HH	WK		CUM	
	STD.					92.4					92.1		30.6
	176												
	177												
	178												
	179												
	180												
	181												
	182												
Week 26	Actual								HH	WK		CUM	
	STD.					94.1					93.7		37.2

LAYING PERIOD (19-100 WEEKS)

Date	Age in Days	Depletion		Hens in Hand	Number of Eggs	Prod. %	Feed in KG	Feed/Bird (Gms)	Remarks				
		Mort	Culls										
	183												
	184												
	185												
	186												
	187												
	188												
	189												
Week 27	Actual								HH	WK		CUM	
	STD.					95.1					94.7		43.8
	190												
	191												
	192												
	193												
	194												
	195												
	196												
Week 28	Actual								HH	WK		CUM	
	STD.					95.7					95.3		50.5
	197												
	198												
	199												
	200												
	201												
	202												
	203												
Week 29	Actual								HH	WK		CUM	
	STD.					96.1					95.6		57.6
	204												
	205												
	206												
	207												
	208												
	209												
	210												
Week 30	Actual								HH	WK		CUM	
	STD.					96.3					95.8		63.9

LAYING PERIOD (19-100 WEEKS)

Date	Age in Days	Depletion		Hens in Hand	Number of Eggs	Prod. %	Feed in KG	Feed/Bird (Gms)	Remarks				
		Mort	Culls										
	211												
	212												
	213												
	214												
	215												
	216												
	217												
Week 31	Actual								HH	WK		CUM	
	STD.					96.4					95.8		70.6
	218												
	219												
	220												
	221												
	222												
	223												
	224												
Week 32	Actual								HH	WK		CUM	
	STD.					96.6					95.9		77.3
	225												
	226												
	227												
	228												
	229												
	230												
	231												
Week 33	Actual								HH	WK		CUM	
	STD.					96.7					96.0		84.0
	232												
	233												
	234												
	235												
	236												
	237												
	238												
Week 34	Actual								HH	WK		CUM	
	STD.					96.8					96.0		90.8



LAYING PERIOD (19-100 WEEKS)

Date	Age in Days	Depletion		Hens in Hand	Number of Eggs	Prod. %	Feed in KG	Feed/Bird (Gms)	Remarks				
		Mort	Culls										
	239												
	240												
	241												
	242												
	243												
	244												
	245												
Week 35	Actual								HH	WK		CUM	
	STD.					96.8					96.0		97.5
	246												
	247												
	248												
	249												
	250												
	251												
	252												
Week 36	Actual								HH	WK		CUM	
	STD.					96.8					95.9		104.2
	253												
	254												
	255												
	256												
	257												
	258												
	259												
Week 37	Actual								HH	WK		CUM	
	STD.					96.7					95.8		110.9
	260												
	261												
	262												
	263												
	264												
	265												
	266												
Week 38	Actual								HH	WK		CUM	
	STD.					96.6					95.7		117.6

LAYING PERIOD (19-100 WEEKS)

Date	Age in Days	Depletion		Hens in Hand	Number of Eggs	Prod. %	Feed in KG	Feed/Bird (Gms)	Remarks				
		Mort	Culls										
	267												
	268												
	269												
	270												
	271												
	272												
	273												
Week 39	Actual								HH	WK		CUM	
	STD.					96.5					95.5		124.3
	274												
	275												
	276												
	277												
	278												
	279												
	280												
Week 40	Actual								HH	WK		CUM	
	STD.					96.5					95.4		131.0
	281												
	282												
	283												
	284												
	285												
	286												
	287												
Week 41	Actual								HH	WK		CUM	
	STD.					96.4					95.2		137.6
	288												
	289												
	290												
	291												
	292												
	293												
	294												
Week 42	Actual								HH	WK		CUM	
	STD.					96.3					95.0		144.3



LAYING PERIOD (19-100 WEEKS)

Date	Age in Days	Depletion		Hens in Hand	Number of Eggs	Prod. %	Feed in KG	Feed/Bird (Gms)	Remarks				
		Mort	Culls										
	295												
	296												
	297												
	298												
	299												
	300												
	301												
Week 43	Actual								HH	WK		CUM	
	STD.					96.2					94.9		150.9
	302												
	303												
	304												
	305												
	306												
	307												
	308												
Week 44	Actual								HH	WK		CUM	
	STD.					96.0					94.7		157.5
	309												
	310												
	311												
	312												
	313												
	314												
	315												
Week 45	Actual								HH	WK		CUM	
	STD.					95.9					94.5		164.2
	316												
	317												
	318												
	319												
	320												
	321												
	322												
Week 46	Actual								HH	WK		CUM	
	STD.					95.8					94.3		170.8

LAYING PERIOD (19-100 WEEKS)

Date	Age in Days	Depletion		Hens in Hand	Number of Eggs	Prod. %	Feed in KG	Feed/Bird (Gms)	Remarks				
		Mort	Culls										
	323												
	324												
	325												
	326												
	327												
	328												
	329												
Week 47	Actual								HH	WK		CUM	
	STD.					95.6					94.1		177.3
	330												
	331												
	332												
	333												
	334												
	335												
	336												
Week 48	Actual								HH	WK		CUM	
	STD.					95.5					93.8		183.9
	337												
	338												
	339												
	340												
	341												
	342												
	343												
Week 49	Actual								HH	WK		CUM	
	STD.					95.3					93.6		190.5
	344												
	345												
	346												
	347												
	348												
	349												
	350												
Week 50	Actual								HH	WK		CUM	
	STD.					95.2					93.4		197.0

LAYING PERIOD (19-100 WEEKS)

Date	Age in Days	Depletion		Hens in Hand	Number of Eggs	Prod. %	Feed in KG	Feed/Bird (Gms)	Remarks				
		Mort	Culls										
	351												
	352												
	353												
	354												
	355												
	356												
	357												
Week 51	Actual								HH	WK		CUM	
	STD.					95.0					93.1		203.5
	358												
	359												
	360												
	361												
	362												
	363												
	364												
Week 52	Actual								HH	WK		CUM	
	STD.					94.8					92.9		210.0
	365												
	366												
	367												
	368												
	369												
	370												
	371												
Week 53	Actual								HH	WK		CUM	
	STD.					94.6					92.6		216.5
	372												
	373												
	374												
	375												
	376												
	377												
	378												
Week 54	Actual								HH	WK		CUM	
	STD.					94.4					92.3		223.0

LAYING PERIOD (19-100 WEEKS)

Date	Age in Days	Depletion		Hens in Hand	Number of Eggs	Prod. %	Feed in KG	Feed/Bird (Gms)	Remarks				
		Mort	Culls										
	379												
	380												
	381												
	382												
	383												
	384												
	385												
Week 55	Actual								HH	WK		CUM	
	STD.					94.2					92.0		229.4
	386												
	387												
	388												
	389												
	390												
	391												
	392												
Week 56	Actual								HH	WK		CUM	
	STD.					93.9					91.7		235.8
	393												
	394												
	395												
	396												
	397												
	398												
	399												
Week 57	Actual								HH	WK		CUM	
	STD.					93.7					91.3		242.2
	400												
	401												
	402												
	403												
	404												
	405												
	406												
Week 58	Actual								HH	WK		CUM	
	STD.					93.4					91.0		248.6



LAYING PERIOD (19-100 WEEKS)

Date	Age in Days	Depletion		Hens in Hand	Number of Eggs	Prod. %	Feed in KG	Feed/Bird (Gms)	Remarks				
		Mort	Culls										
	407												
	408												
	409												
	410												
	411												
	412												
	413												
Week 59	Actual								HH	WK		CUM	
	STD.					93.1					90.6		254.9
	414												
	415												
	416												
	417												
	418												
	419												
	420												
Week 60	Actual								HH	WK		CUM	
	STD.					92.8					90.2		261.2
	421												
	422												
	423												
	424												
	425												
	426												
	427												
Week 61	Actual								HH	WK		CUM	
	STD.					92.5					89.9		267.5
	428												
	429												
	430												
	431												
	432												
	433												
	434												
Week 62	Actual								HH	WK		CUM	
	STD.					92.2					89.5		273.8

LAYING PERIOD (19-100 WEEKS)

Date	Age in Days	Depletion		Hens in Hand	Number of Eggs	Prod. %	Feed in KG	Feed/Bird (Gms)	Remarks				
		Mort	Culls										
	435												
	436												
	437												
	438												
	439												
	440												
	441												
Week 63	Actual								HH	WK		CUM	
	STD.					91.9					89.0		280.0
	442												
	443												
	444												
	445												
	446												
	447												
	448												
Week 64	Actual								HH	WK		CUM	
	STD.					91.6					88.6		286.2
	449												
	450												
	451												
	452												
	453												
	454												
	455												
Week 65	Actual								HH	WK		CUM	
	STD.					91.2					88.2		292.4
	456												
	457												
	458												
	459												
	460												
	461												
	462												
Week 66	Actual								HH	WK		CUM	
	STD.					90.9					87.7		298.5

LAYING PERIOD (19-100 WEEKS)

Date	Age in Days	Depletion		Hens in Hand	Number of Eggs	Prod. %	Feed in KG	Feed/Bird (Gms)	Remarks				
		Mort	Culls										
	463												
	464												
	465												
	466												
	467												
	468												
	469												
Week 67	Actual								HH	WK		CUM	
	STD.					90.5					87.3		304.7
	470												
	471												
	472												
	473												
	474												
	475												
	476												
Week 68	Actual								HH	WK		CUM	
	STD.					90.1					86.8		310.7
	477												
	478												
	479												
	480												
	481												
	482												
	483												
Week 69	Actual								HH	WK		CUM	
	STD.					89.7					86.3		316.8
	484												
	485												
	486												
	487												
	488												
	489												
	490												
Week 70	Actual								HH	WK		CUM	
	STD.					89.3					85.8		322.8



LAYING PERIOD (19-100 WEEKS)

Date	Age in Days	Depletion		Hens in Hand	Number of Eggs	Prod. %	Feed in KG	Feed/Bird (Gms)	Remarks				
		Mort	Culls										
	491												
	492												
	493												
	494												
	495												
	496												
	497												
Week 71	Actual								HH	WK		CUM	
	STD.					88.9					85.3		328.7
	498												
	499												
	500												
	501												
	502												
	503												
	504												
Week 72	Actual								HH	WK		CUM	
	STD.					88.4					84.8		334.7
	505												
	506												
	507												
	508												
	509												
	510												
	511												
Week 73	Actual								HH	WK		CUM	
	STD.					87.9					84.2		340.6
	512												
	513												
	514												
	515												
	516												
	517												
	518												
Week 74	Actual								HH	WK		CUM	
	STD.					87.4					83.6		346.1



LAYING PERIOD (19-100 WEEKS)

Date	Age in Days	Depletion		Hens in Hand	Number of Eggs	Prod. %	Feed in KG	Feed/Bird (Gms)	Remarks				
		Mort	Culls										
	519												
	520												
	521												
	522												
	523												
	524												
	525												
Week 75	Actual								HH	WK		CUM	
	STD.					86.9					83.0		352.2
	526												
	527												
	528												
	529												
	530												
	531												
	532												
Week 76	Actual								HH	WK		CUM	
	STD.					86.4					82.4		358.0
	533												
	534												
	535												
	536												
	537												
	538												
	539												
Week 77	Actual								HH	WK		CUM	
	STD.					85.9					81.8		363.7
	540												
	541												
	542												
	543												
	544												
	545												
	546												
Week 78	Actual								HH	WK		CUM	
	STD.					85.3					81.2		369.4



LAYING PERIOD (19-100 WEEKS)

Date	Age in Days	Depletion		Hens in Hand	Number of Eggs	Prod. %	Feed in KG	Feed/Bird (Gms)	Remarks				
		Mort	Culls										
	547												
	548												
	549												
	550												
	551												
	552												
	553												
Week 79	Actual								HH	WK		CUM	
	STD.					84.7					80.5		375.1
	554												
	555												
	556												
	557												
	558												
	559												
	560												
Week 80	Actual								HH	WK		CUM	
	STD.					84.2					79.9		380.6
	561												
	562												
	563												
	564												
	565												
	566												
	567												
Week 81	Actual								HH	WK		CUM	
	STD.					83.6					79.2		386.2
	568												
	569												
	570												
	571												
	572												
	573												
	574												
Week 82	Actual								HH	WK		CUM	
	STD.					83.0					78.5		391.7

LAYING PERIOD (19-100 WEEKS)

Date	Age in Days	Depletion		Hens in Hand	Number of Eggs	Prod. %	Feed in KG	Feed/Bird (Gms)	Remarks				
		Mort	Culls										
	575												
	576												
	577												
	578												
	579												
	580												
	581												
Week 83	Actual								HH	WK		CUM	
	STD.					82.4					77.8		397.1
	582												
	583												
	584												
	585												
	586												
	587												
	588												
Week 84	Actual								HH	WK		CUM	
	STD.					81.8					77.1		402.5
	589												
	590												
	591												
	592												
	593												
	594												
	595												
Week 85	Actual								HH	WK		CUM	
	STD.					81.2					76.4		407.9
	596												
	597												
	598												
	599												
	600												
	601												
	602												
Week 86	Actual								HH	WK		CUM	
	STD.					80.5					75.7		413.2

LAYING PERIOD (19-100 WEEKS)

Date	Age in Days	Depletion		Hens in Hand	Number of Eggs	Prod. %	Feed in KG	Feed/Bird (Gms)	Remarks				
		Mort	Culls										
	603												
	604												
	605												
	606												
	607												
	608												
	609												
Week 87	Actual								HH	WK		CUM	
	STD.					79.9					75.0		418.4
	610												
	611												
	612												
	613												
	614												
	615												
	616												
Week 88	Actual								HH	WK		CUM	
	STD.					79.2					74.3		423.6
	617												
	618												
	619												
	620												
	621												
	622												
	623												
Week 89	Actual								HH	WK		CUM	
	STD.					78.6					73.6		428.8
	624												
	625												
	626												
	627												
	628												
	629												
	630												
Week 90	Actual								HH	WK		CUM	
	STD.					77.9					72.8		433.9

LAYING PERIOD (19-100 WEEKS)

Date	Age in Days	Depletion		Hens in Hand	Number of Eggs	Prod. %	Feed in KG	Feed/Bird (Gms)	Remarks				
		Mort	Culls										
	631												
	632												
	633												
	634												
	635												
	636												
	637												
Week 91	Actual								HH	WK		CUM	
	STD.					77.2					72.0		438.9
	638												
	639												
	640												
	641												
	642												
	643												
	644												
Week 92	Actual								HH	WK		CUM	
	STD.					76.5					71.2		443.9
	645												
	646												
	647												
	648												
	649												
	650												
	651												
Week 93	Actual								HH	WK		CUM	
	STD.					75.7					70.4		448.8
	652												
	653												
	654												
	655												
	656												
	657												
	658												
Week 94	Actual								HH	WK		CUM	
	STD.					75.0					69.6		453.7

LAYING PERIOD (19-100 WEEKS)

Date	Age in Days	Depletion		Hens in Hand	Number of Eggs	Prod. %	Feed in KG	Feed/Bird (Gms)	Remarks				
		Mort	Culls										
	659												
	660												
	661												
	662												
	663												
	664												
	665												
Week 95	Actual								HH	WK		CUM	
	STD.					74.2					68.8		458.5
	666												
	667												
	668												
	669												
	670												
	671												
	672												
Week 96	Actual								HH	WK		CUM	
	STD.					73.4					67.9		463.3
	673												
	674												
	675												
	676												
	677												
	678												
	679												
Week 97	Actual								HH	WK		CUM	
	STD.					72.6					67.0		468.0
	680												
	681												
	682												
	683												
	684												
	685												
	686												
Week 98	Actual								HH	WK		CUM	
	STD.					71.7					66.1		472.6



LAYING PERIOD (19-100 WEEKS)

Date	Age in Days	Depletion		Hens in Hand	Number of Eggs	Prod. %	Feed in KG	Feed/Bird (Gms)	Remarks			
		Mort	Culls									
	687											
	688											
	689											
	690											
	691											
	692											
	693											
Week 99	Actual								HH	WK	CUM	
	STD.					70.9					65.2	477.2
	694											
	695											
	696											
	697											
	698											
	699											
	700											
Week 100	Actual								HH	WK	CUM	
	STD.					70.0					64.3	481.7



JK INDUSTRIES


Looking For The Best
POULTRY EQUIPMENT
At Best Price ??

JK INDUSTRIES
has complete solutions
for your modern
poultry housing!!




For More Information Call Us:
839.8888.752

NOTES




JK GROUP

NOTES



JK GROUP

NOTES



JK GROUP



JK BREEDERS

JK LOHMANN LAYER....Success Together

Branch Office - Chandigarh:

SF-01, Second Floor, Eminence Plaza,
Singhpura Chowk, Zirakpur - 140603
Phone No.: +91 1762 529351

Branch Office - Tamilnadu:


No. 3/185C, Thiruvalluvar Nagar, Kondichettipatti,
Periyapatti (PO), Namakkal - 637002
Phone No.: +91 75488-50453

Laboratory:

Village Aftabgarh, Safidon,
District Jind (Haryana) - 126112
Phone No.: +91 88130-88880

JK Feeds:

Village Aftabgarh, Safidon,
District Jind (Haryana) - 126112
Phone No.: +91 97290-62951, 83988-88754



JK Breeders Private Limited

Village Aftabgarh, Safidon, Jind (Haryana)-126112

Email: info@jkgroups.in | Website: www.jkgroups.in | [f](#) [@](#) /JKIGROUP

Customer Care: +91 1762 529351